

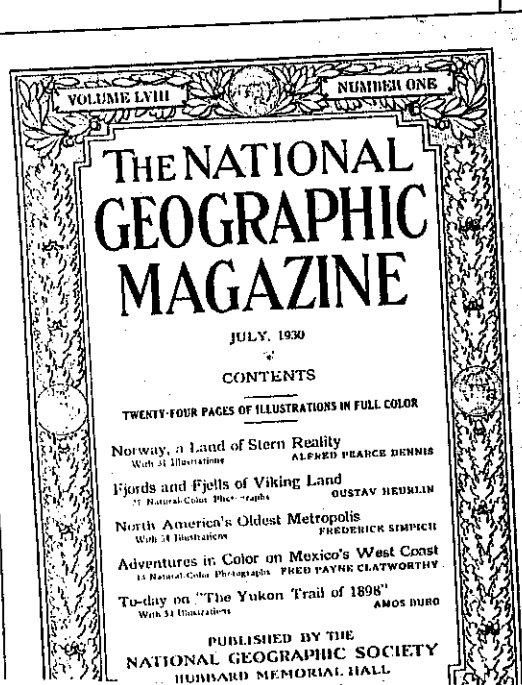


65 JERRY GREENBERG'S PHOTOGRAPHS

PUBLISHED IN "THE COMPLETE
NATIONAL GEOGRAPHIC MAGAZINE:
108 YEARS ON CD-ROM"

THE COMPLETE NATIONAL GEOGRAPHIC

108 Years of NATIONAL GEOGRAPHIC Magazine on CD-ROM



VOL. 121, NO. 1

JANUARY, 1962

NATIONAL GEOGRAPHIC




Hong Kong Has Many Faces	JOHN SCOFIELD	1
Ghost From the Depths: the Warship Vasa	ANDERS FRANZEN	42
Key Largo Reef: America's First Undersea Park	CHARLES W. BROOKFIELD	58
Florida's Coral City Beneath the Sea	JERRY GREENBERG	70
Easter Island and Its Mysterious Monuments	HOWARD A. ANDERSON	80
Brazil's Big Marine Mammals	FRANK M. CLARK	112
Swampy Island of the South Pacific	FRANK M. CLARK	122








\$8.00 A YEAR

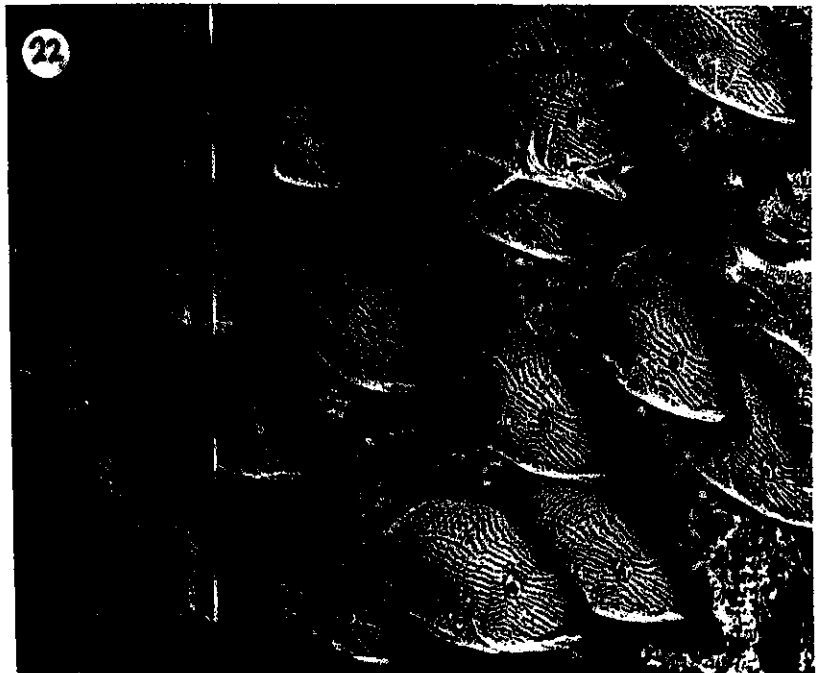



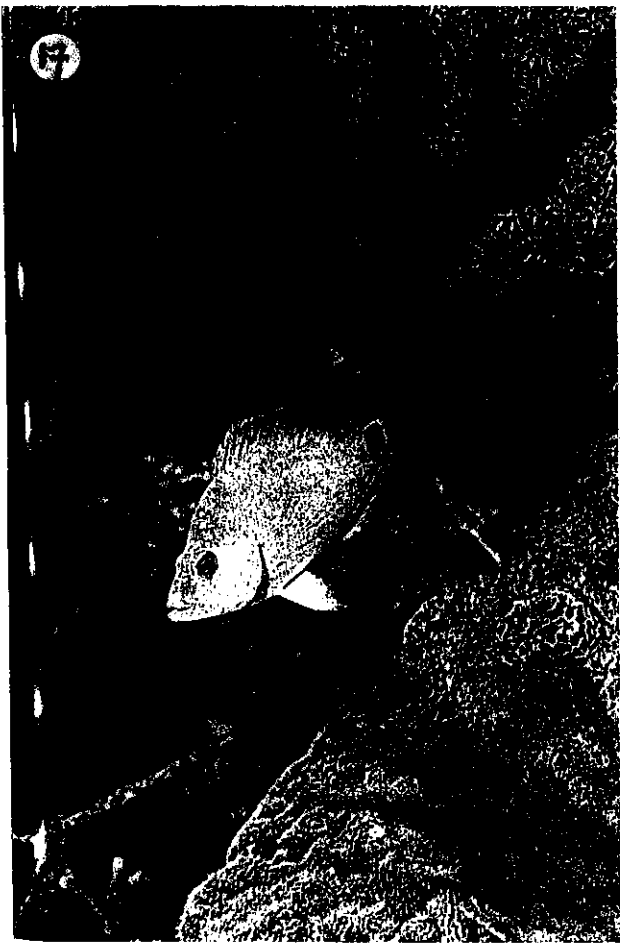
\$1.00 A COPY




THE JOURNAL OF THE NATIONAL GEOGRAPHIC SOCIETY WASHINGTON, D. C.















VOL. 133, NO. 2

FEBRUARY, 1968

33



CZECHOSLOVAKIA

THE DREAM AND THE REALITY

BY J. H. HARRIS

THE COUNTRYSIDE HISTORIC RAILWAY SYSTEM

BY J. H. HARRIS

THE GREAT WALLS OF THE SEA

BY J. H. HARRIS

THE GREAT WALLS OF THE SEA

BY J. H. HARRIS

BY J. H. HARRIS

SEE "AMAZON" TUESDAY, FEBRUARY 20, ON CBS TV (page 295A)


SHARKS: Wolves of the Sea

...the shark's body is covered with a thick, protective layer of cartilage. This cartilage is made of a substance called chondroitin, which is also found in the human body. The shark's skin is covered with small, bony plates called dermal denticles, which give it a rough, sandpaper-like texture. These denticles help the shark to move through the water more easily and also provide some protection against parasites and infections.

...the shark's body is covered with a thick, protective layer of cartilage. This cartilage is made of a substance called chondroitin, which is also found in the human body. The shark's skin is covered with small, bony plates called dermal denticles, which give it a rough, sandpaper-like texture. These denticles help the shark to move through the water more easily and also provide some protection against parasites and infections.



35




36





37



38



39










1960
1989



A wreath of reefs unfolds in a panorama taken by Jerry Greenberg at Carapine Reef in 1980 (top). Golden branches of staghorn coral stand beside brain coral, at lower right. In the same region 22 years later, coral was reduced to a mass of stumps. To compare such areas, author Fred Ward (above) uses laminated old photographs. Earth's largest formation made by living organisms, coral reefs are the handiwork of small marine animals called polyps, which reproduce asexually. After a polyp dies, it leaves behind deposits of calcium carbonate upon which live polyps build. When nutrient levels soar from such sources as human sewage and fertilizers washed from farmland, algae can overwhelm and smother the polyps.



1983

1989

